





NAACL HLT 2019



Event Report

2019-06-02 - 2019-06-07


1 Event Engagement


Networking Activities		
TOTAL PROFILE VIEWS	TOTAL MESSAGES SENT/RECEIVED	TOTAL BUSINESS CARDS / CONTACT INFO EXCHANGED
 39,163	 2,968	 289



Photos
TOTAL PHOTOS SHARED
 227


Downloads	
TOTAL NUMBER OF DOWNLOADS	BREAKDOWN BY DEVICE
 1,504 out of 1,780 attendees (84%)	 <p>iOS (54%, 813) Android (46%, 691)</p>


Tweets
TOTAL TWEETS
 470

Agenda	
TOTAL SESSION VIEWS	TOP 3 SESSIONS Sessions with highest total views, check-ins, likes, & comments.
 61,017	<ol style="list-style-type: none">1 Keynote 1: "Data as a Mirror of Society: Lessons from the Emerging ..."2 Keynote 2: "When the Computers Spot the Lie (and People Don't)"3 Keynote 3: "Leaving the Lab: Building NLP Applications that Real Pe..."

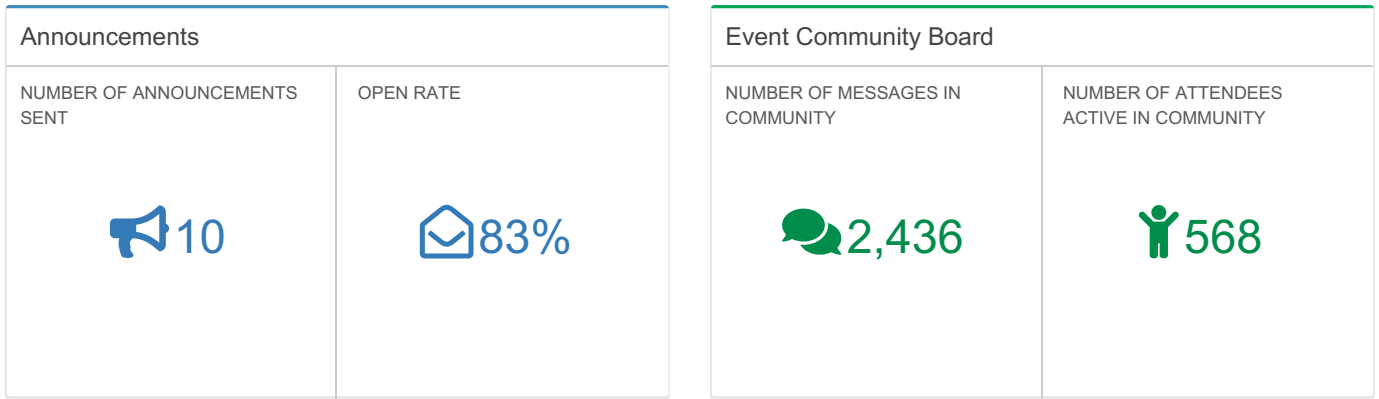
Personalized Agenda
NUMBER OF ATTENDEES WITH PERSONALIZED AGENDA
 988

Organizer Appreciation	
APPRECIATION MESSAGES	ATTENDEES APPRECIATE YOUR EFFORTS
 1	 <p>Marti Hearst UC Berkeley Great conference. I learned a lot!</p>

Sponsors
TOTAL SPONSOR IMPRESSIONS
 153,801

Meeting Schedule
TOTAL NUMBER OF MEETINGS SCHEDULED
 33

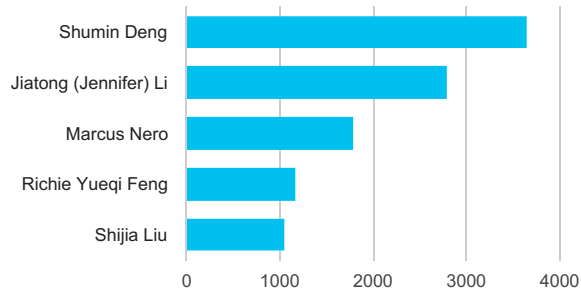
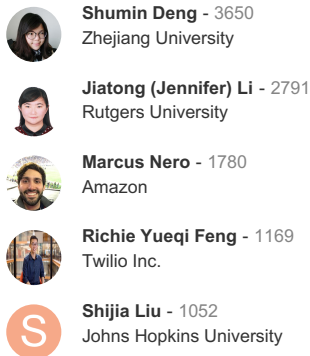
2 Event Management



3 Attendees Breakdown

Attendees Breakdown - Top 5 Active Attendees

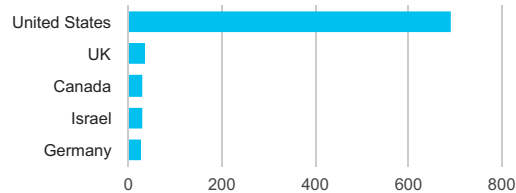
TOP 5 MOST ACTIVE ATTENDEES BY APP ACTIONS (Excluding Event Organizers):



Attendees Breakdown - Country

BREAKDOWN BY COUNTRIES
Total number of countries: 36

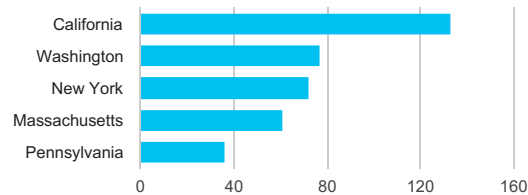
TOP 5 COUNTRIES:
1. United States (690)
2. UK (36)
3. Canada (30)
4. Israel (29)
5. Germany (28)



Attendees Breakdown - State (in the United States)

BREAKDOWN BY STATES (in the United States)
Total number of states: 29

TOP 5 STATES:
1. California (133)
2. Washington (77)
3. New York (72)
4. Massachusetts (61)
5. Pennsylvania (36)

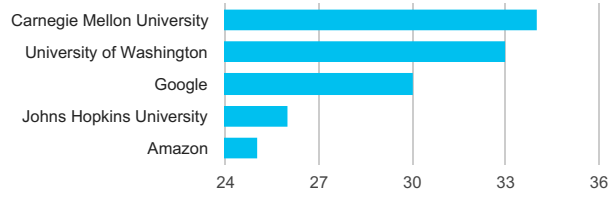


Attendees Breakdown - Affiliation

BREAKDOWN BY AFFILIATION

Total number of affiliations: **849**

- TOP 5 AFFILIATIONS:
1. Carnegie Mellon University (34)
 2. University of Washington (33)
 3. Google (30)
 4. Johns Hopkins University (26)
 5. Amazon (25)



Attendees Breakdown - Industry

BREAKDOWN BY INDUSTRY

Total number of industries: **14**

- TOP 5 INDUSTRIES:
1. Computer Software (21)
 2. Research (13)
 3. Higher Education (7)
 4. Information Technology and Services (5)
 5. Internet (3)

